

PARTS MANUAL

BALE KING

VORTEX 3100 HD

BALE KING GREEN & DEGELMAN BALE KING YELLOW

MODELS



BRIDGEVIEW

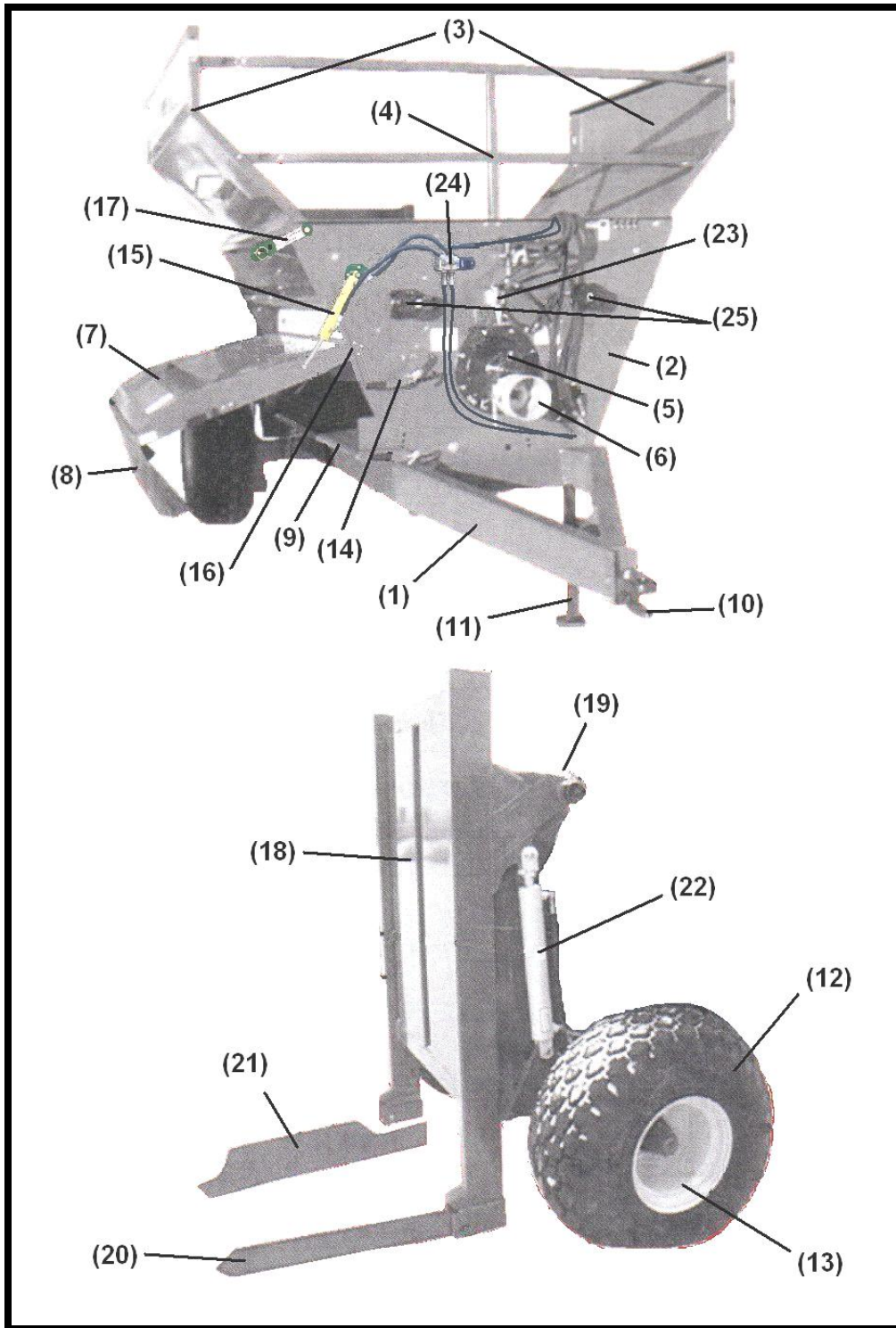
MANUFACTURED BY: BRIDGEVIEW MANUFACTURING INC.
P.O. BOX 4
GERALD, SASK. CANADA
S0A 1B0
PHONE: (306) 745-2711
FAX: (306) 745-3364

TABLE OF CONTENTS

BALE KING VORTEX 3100 HD

EXTERNAL PARTS AND CONTROLS.....	1 - 4
SWITCH.....	4A
PTO ASSEMBLIES.....	5 - 10
INNER TUB PARTS.....	11 - 12
HUB ASSEMBLY.....	13
HYDRAULIC ASSEMBLIES.....	14- 16
HYDRAULIC SCHEMATICS.....	17 – 18
RIGHT HAND GEARBOX.....	19 - 20
FINE CHOP OPTION (SIDE MOUNT).....	21
MODELS WITH SERIAL # BK2926 AND BELOW	
FINE CHOP OPTION (BOTTOM MOUNT).....	22
SPRING ASSISTED DEFLECTOR.....	23 – 24
OPTIONAL ATTACHMENTS.....	25 - 26
HYDRAULIC SCHEMATICS.....	27

EXTERNAL PARTS AND CONTROLS




EXTERNAL PARTS AND CONTROLS

PARTS LIST

<u>Ref#</u>	<u>BMI#</u>		<u>Description</u>	<u>Qty.</u>
	GREEN	YELLOW		
1	N/A		Main Frame	1
2	N/A		Tub Assembly	1
3	10440	17856	Top Bale Shield	2
Not Shown	14461		1/2" x 1 1/2" NC Bolt (+2 for Serial #BK2926 and below)	6
Not Shown	16345		1/2" Flat Washer (+2 for Serial #BK2926 and below)	6
Not Shown	10278		1/2" Serrated Flange Nut (+2 for Serial #BK2926 and below)	6
4	10503		Front Rack (for Serial #BK3184 and below)	1
4	12903	17600	Front Rack (for Serial #BK3184 and above)	1
Not Shown	14460		1/2" x 1" NC Bolt	2
Not Shown	10278		1/2" Serrated Flange Nut	6
Not Shown	15403		1/2" x 3 1/4" NC Bolt	4
Not Shown	16345		1/2" Flat Washer	4
5	10420		Right Hand Gearbox (See Page 19)	1
Not Shown	14461		1/2" x 1 1/2" NC Bolt (Bondioli)	8
Not Shown	15403		1/2" x 1 3/4" NC Bolt (Star)	8
Not Shown	10278		1/2" Serrated Flange Nut	8
6	10421		PTO Shield	1
Not Shown	13806		3/8" x 1" NC Bolt	4
Not Shown	13773		3/8" Flat Washer	4
Not Shown	13802		3/8" NC Locknut	4
7	10478		Side Deflector (Spring Assist Style)	1
7	12814	17597	Side deflector (Hydr. Lift Style)	1
Not Shown	12815	17598	Deflector Mounts	
Not Shown	13806		3/8" x 1" NC Bolt	6
Not Shown	13772		3/8" Flat Washer	6
Not Shown	11818		3/8" Serrated Flange Nut	6
Not Shown	10288	17601	Channel Rubber Deflector	1
8	10477		Rubber Deflector 18"	1
Not Shown	13806		3/8" x 1" NC Bolt	8
Not Shown	13802		3/8" NC Locknut	8
9	10825	18538	Bottom Deflector	1
Not Shown	11662		5/16" x 3/4" Carriage Bolt	6
Not Shown	11815		5/16" Serrated Flange Nut	6
Not Shown	14461		1/2" x 1 1/2" NC Bolt	2

<u>Ref#</u>	<u>BMI#</u>		<u>Description</u>	<u>Qty.</u>
	GREEN	YELLOW		
	12817	18031	Handle, bottom deflector	1
Not Shown	14443		1/2" NC Locknut	2
Not Shown	16345		1/2" Fender Washer	2
Not Shown	10239		Deflector Bushing	2
Not Shown	13806		3/8" x 1" NC Bolt	2
Not Shown	11818		3/8" Serrated Flange Nut	2
Not Shown	10231		Plated S-Handle	1
Not Shown	10301		Compression Spring	1
Not Shown	10302		Roll Pin	1
Not Shown	10297		Rubber Grip	1
10	10281	19433	Hitch Assembly	1
Not Shown	10282		3/4" x 2" NC Bolt	4
Not Shown	10283		3/4" NC Nut	4
11	11799		Implement Jack	1
12	10354		W14C x 16.1 8 – Rim - Yellow	2
13	10355		16L x 16.1 Tire	2
14	10826	19429	Hoop Height Adjuster	1
Not Shown	13806		3/8" x 1" NC Bolt	4
Not Shown	11818		3/8" Serrated Flange Nut	4
Not Shown	10297		Rubber Handle Cover	1
Not Shown	10231		Plated S Handle	1
Not Shown	10301		Compression Spring	1
Not Shown	10302		Roll Pin	1
15	10317	17442	Deflector Hydraulic Cylinder(See Pg16)	1
Not Shown	10801		1/2" x 3 1/2" NC Bolt	1
Not Shown	15397		1/2" x 3 3/4" NC Bolt	1
Not Shown	14443		1/2" NC Locknut	2
16	10516	17594	Deflector Cylinder Mount (Front Plate)	1
Not Shown	13806		3/8" x 1" NC Bolt	4
Not Shown	11818		3/8" Serrated Flange Nut	4
Not Shown	15711	17595	Deflector Cylinder Mount (Deflector)	1
Not Shown	13806		3/8" x 1" NC Bolt	4
Not Shown	11818		3/8" Serrated Flange Nut	4
17	13560	19430	Safety Transport Link	1
Not Shown	13233		Lynch Clip	1
Not Shown	13232		1/2" x 2 1/4" NC Bolt	1
Not Shown	13231		1/2" x 2 1/2" NC Stabilizer Pin	2
Not Shown	10278		1/2" Serrated Flange Nut	6
18	10578	19117	Rear Fork Frame	1
19	10579		Pivot Pipe	1
Not Shown	10504		3" Rubber Cap	2
Not Shown	10579		Pivot Pipe	1
Not Shown	15411		1/2" x 4 3/4" NC Bolt	1
Not Shown	10278		1/2" NC Locknut	1

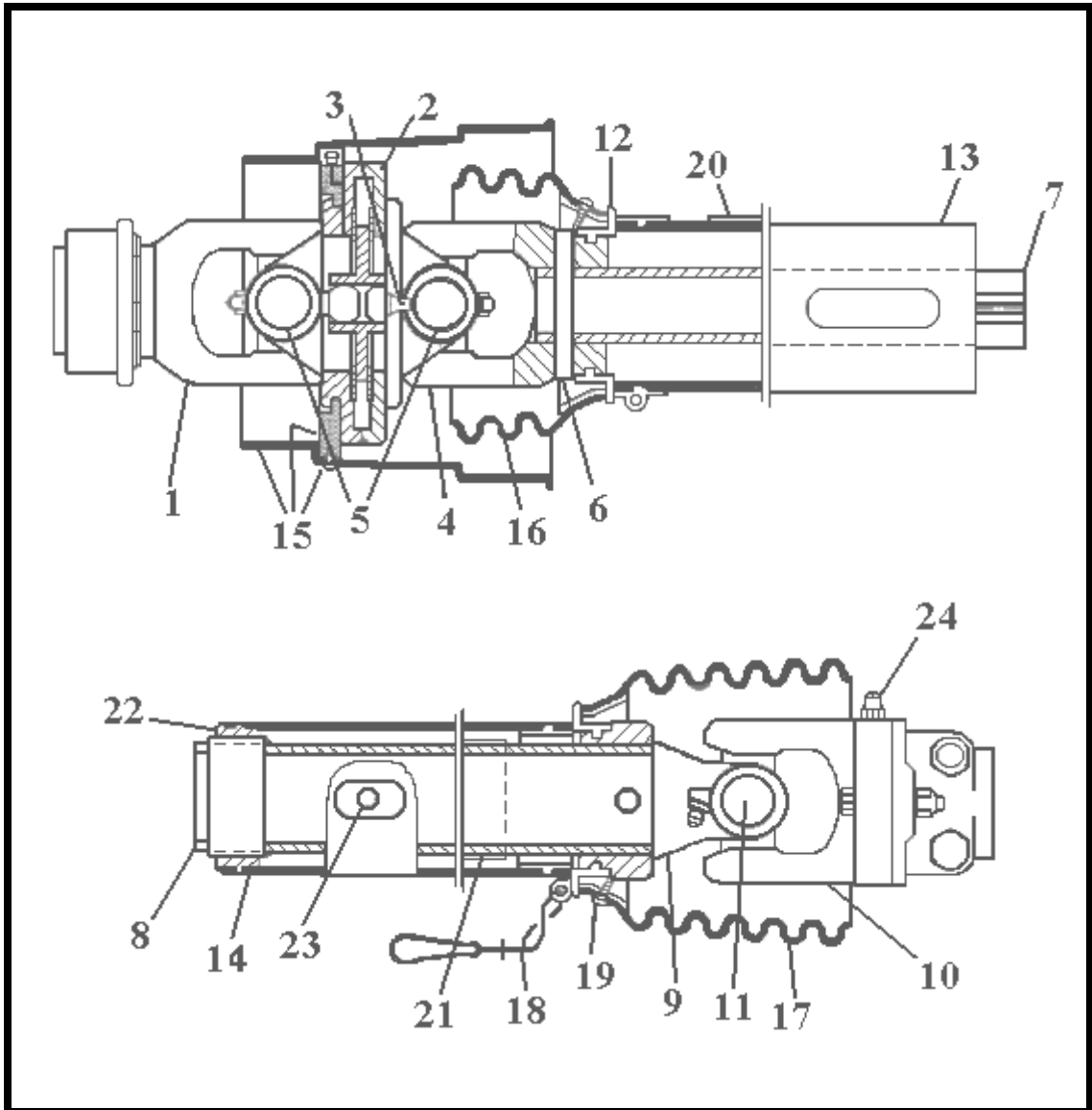
<u>Ref#</u>	<u>BMI#</u>		<u>Description</u>	<u>Qty.</u>
	GREEN	YELLOW		
Not Shown	10280		1/4" Grease Zerk	2
Not Shown	10580		1/4" x 2" Cotter Pin	2
20	10303	17606	Bale Tine	2
21	10234	17559	Small Bale Tine (Optional)	2
Not Shown	10031		Headed Pin	2
Not Shown	10072		3/16" x 1 1/2" Cotter Pin	2
22			Fork Hydraulic Cylinder (See Pg14, 15)	2
Not Shown	10339		Butt End Cylinder Pin	2
Not Shown	10341		Ram End Cylinder Pin	2
Not Shown	10580		1/4" x 2" Cotter Pin	8
Not Shown	16640		Cylinder Safety Lock	1
Not Shown	12050		PTO Clip, Safety Lock	1
23	11742		Splitter (See Page 17)	1
Not Shown	13761		1/4" x 2" NC Bolt	2
Not Shown	15402		1/4" NC Locknut	2
Not Shown	13763		1/4" Washer	2
24	11743		Diverter (See Page 17)	1
Not Shown	11783		5/16" x 3" Socket Head Bolt	2
Not Shown	15870		5/16" NC Locknut	2
25	11045		Hydraulic Motors (See Page 17)	2
Not Shown	16625	17589	PTO and Hose Holder	1
Not Shown	10510		Cover Fine Chop	2
Not Shown	10807		3/8" x 3/4" Fin Bolt	8
Not Shown	11818		3/8" Serrated Flange Nut	8
Not Shown			Vortex Decals:	
	12186	17364	V3100	2
	12190	17361	Bale King	2
		19360	Degelman 8.25" x 36"	1
	12239		PIMA	1
	12517		Patent	1
	12217		Heavy Duty Diamond	2
Not Shown			Safety Decals:	
	12229		Danger Sign (Lift Area)	2
	12230		Danger Sign	4
	12219		Caution Sign	2
	12228		SMV	1
	13324		1 1/2" x 3" Amber Reflective Decal	3
	13325		1 1/2" x 3" Red Reflective Decal	3
	13194		Decal Transport Safety Lock	1
			(N/A before Serial #BK2927)	



PARTS LIST

Ref #	BMI#	Description	Qty.
1	11800	Complete control box with harness for 3000 series	1
2	11793	Control box complete with cab to hitch harness all 3000 & 4000 series	1
3	13657	Square plug for diverter valve	1
4	13562	3 pin trailer plug	1
5	13561	3 way switch	1
6	11794	Harness (hitch to valve) 3000 series	1

**PTO ASSEMBLY (WALTERSCHEID)
#10087**



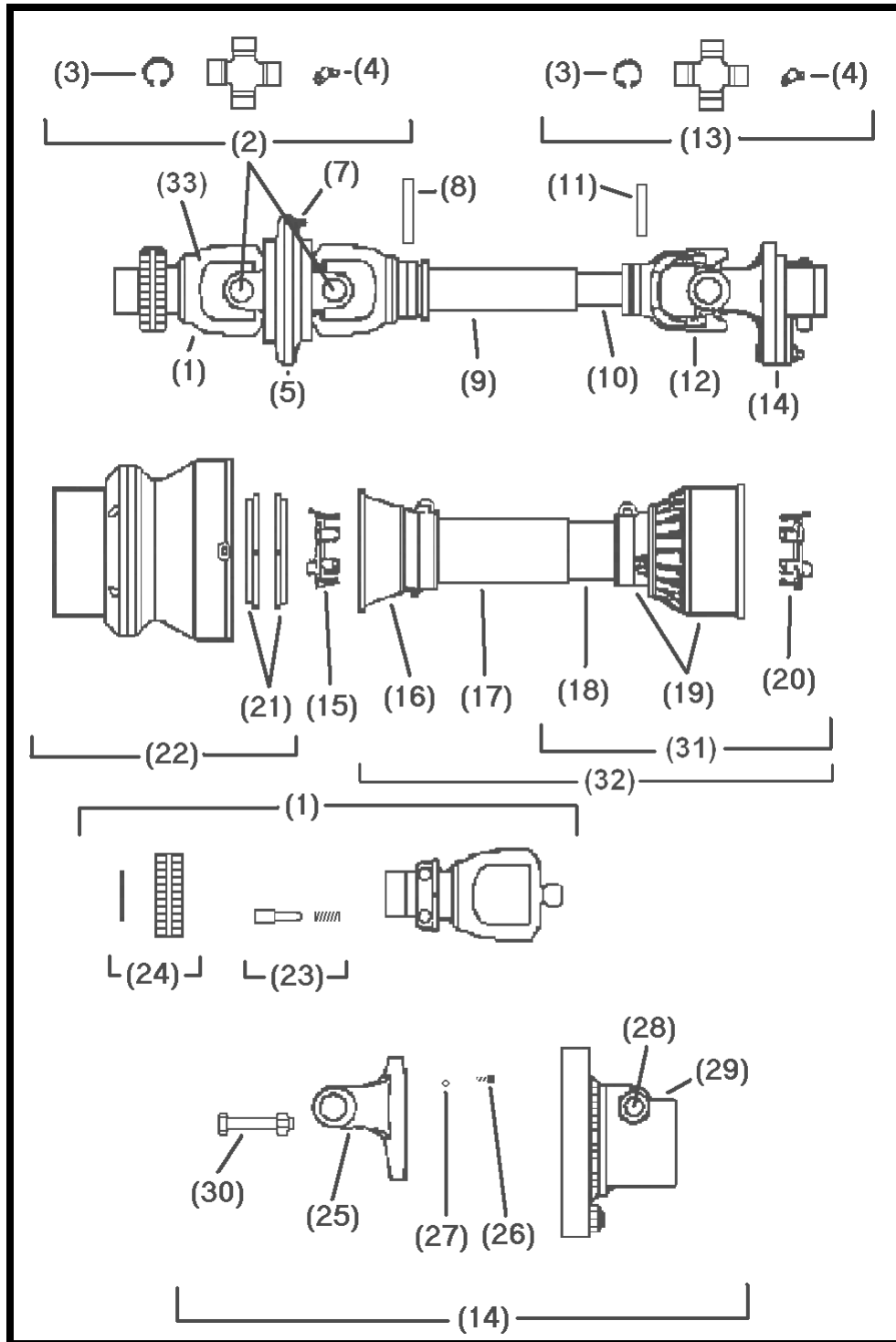
PTO ASSEMBLY (WALTERSCHEID)

PARTS LIST

<u>Ref#</u>	<u>BMI#</u>		<u>Description</u>	<u>Qty.</u>
	GREEN	YELLOW		
	10087	17388	Complete PTO Assembly	
1	10088		Yoke 1 3/8" – 21 SPL.	1
2	10090		Double Yoke	1
3	N/A		Grease Zerk (Included with item 2)	1
4	10091		Inboard Yoke 1b	1
5	10092		Cross and Bearing Kit	2
6	10093		Spring Pin	2
7	10095		Inner Profile 1bGA	1
8	10096		Profile and Sleeve W.A.	1
9	10097		Inboard Yoke 2a	1
10	10591		Shear Bolt Clutch	1
11	10094		Cross and Bearing Kit	1
12	10099		Bearing Ring SC25 Shield	2
13	10100		Outer Shield Tube, Oval Shield	1
14	10101		Inner Shield Tube, Oval Shield	1
15	10102		CV Cone and Bearing Assembly Shield	1
16	10103		Shield Cone 3 Rib	1
17	10104		Shield Cone 6 Rib	1
18	10105		Safety Chain	1
19	10108		Screw (Included with items 15, 16 ,17)	8
20	10106		Decal Outer (Included with item 13)	1
21	10107		Decal Inner (Included with item 8)	1
22	10109		Support Bearing	1
23	10110		Grease Zerk (Included with item 8)	1
24	10592		10mm Grease Zerk	10
Not Shown	10113		ASG. Col. Kit (Included with item 1)	1
Not Shown	10470		10mm x 60mm Shear Bolt	1
Not Shown	10471		10mm Locknut	1

Walterscheid: Identified by *Accordian Style* bell shield on machine end of PTO

PTO ASSEMBLY (BONDIOLI) #10114



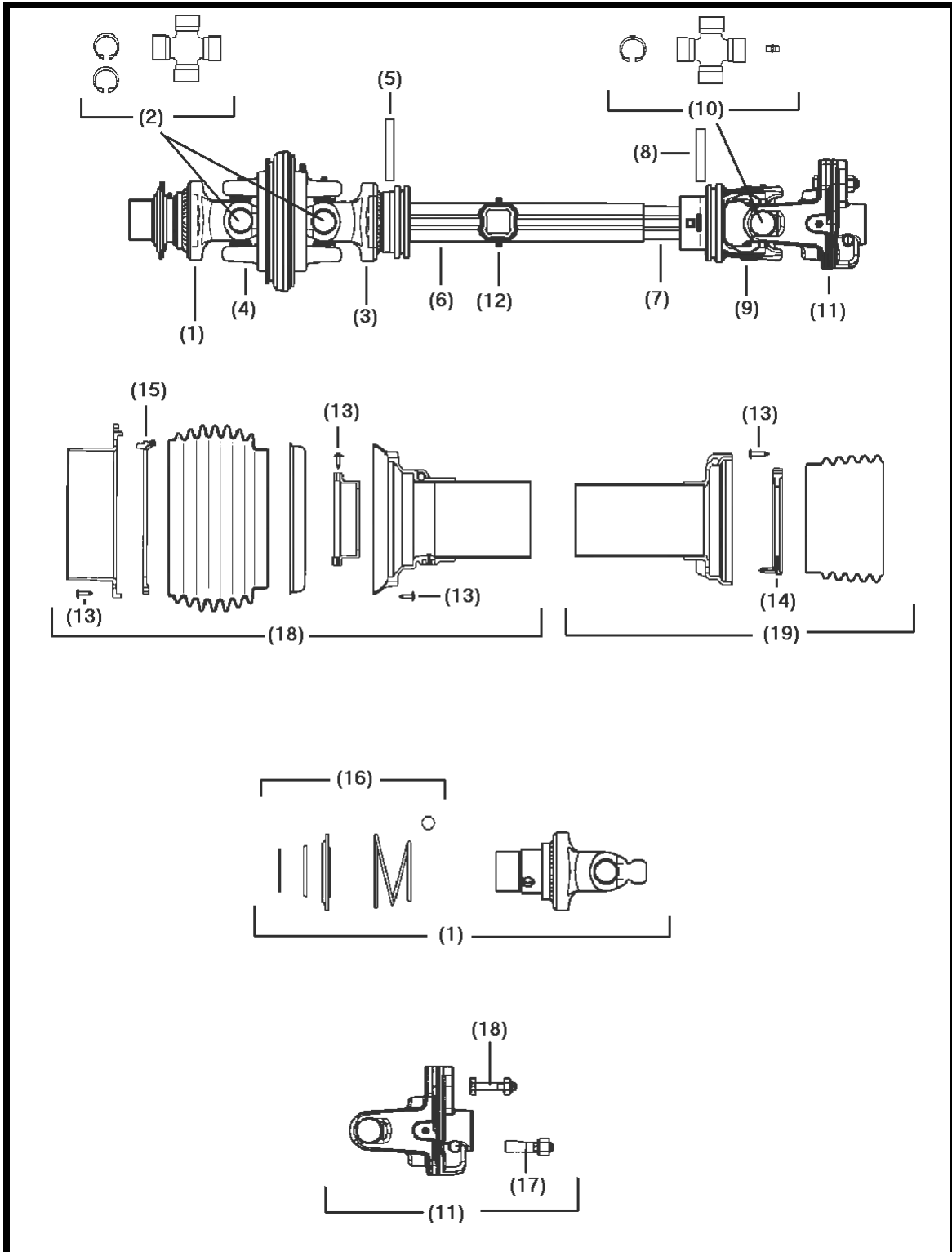
PTO ASSEMBLY (BONDIOLI)

PARTS LIST

<u>Ref#</u>	<u>BMI#</u>		<u>Description</u>	<u>Qty.</u>
	GREEN	YELLOW		
	10114	17388	Complete PTO Assembly	
1	10202		Yoke w/Bridge (Sliding Collar) 1 3/8"	1
2	10116		U-Joint Cross Kit	2
3	N/A		Circlip (Included with Cross Kit)	8
4	N/A		Grease Zerk (Included with Cross Kit)	2
5	10119		Central Body CV Joint	1
6	10120		Yoke	1
7	10121		Grease Zerk	1
8	10122		Roll Pin	1
9	10123		Cardan Tube	1
10	10124		Cardan Tube CM	1
11	10125		Roll Pin	1
12	10126		Inner Tube Yoke	1
13	10127		U-Joint Cross Kit	1
14	13703		Torque Limiter (Quick Pin Style)	1
15	10129		Shield Support 6-7	1
16	10130		Safety Cone	1
17	10131		CM Safety Tube	1
18	10132		SM Safety Tube	1
19	10133		I Cone Sets F5-6-7	1
20	10134		Shield Support 6-7	1
21	10135		Ring Nut Dowell	1
22	10136		Complete Shell	1
23	10137		Complete Push Bottom	1
24	10138		Hub	1
25	N/A		Yoke (Included w/item 13703)	1
26	10140		Grease Zerk	1
27	10141		Ball 5/16	1
28	N/A		Nut Sold with Item #29	1
29	10406		Wedge Lock on machine Yoke	1
30	10407		Shear Bolt (Pkg. of 5)	1
31	10150		Half Shaft Shield (Impl. end)	1
32	10151		Safety Shield – Complete	1
33	10152		Yoke 1 3/4" 20-Spline	1

PTO ASSEMBLY (BONDIOLI)

#12574

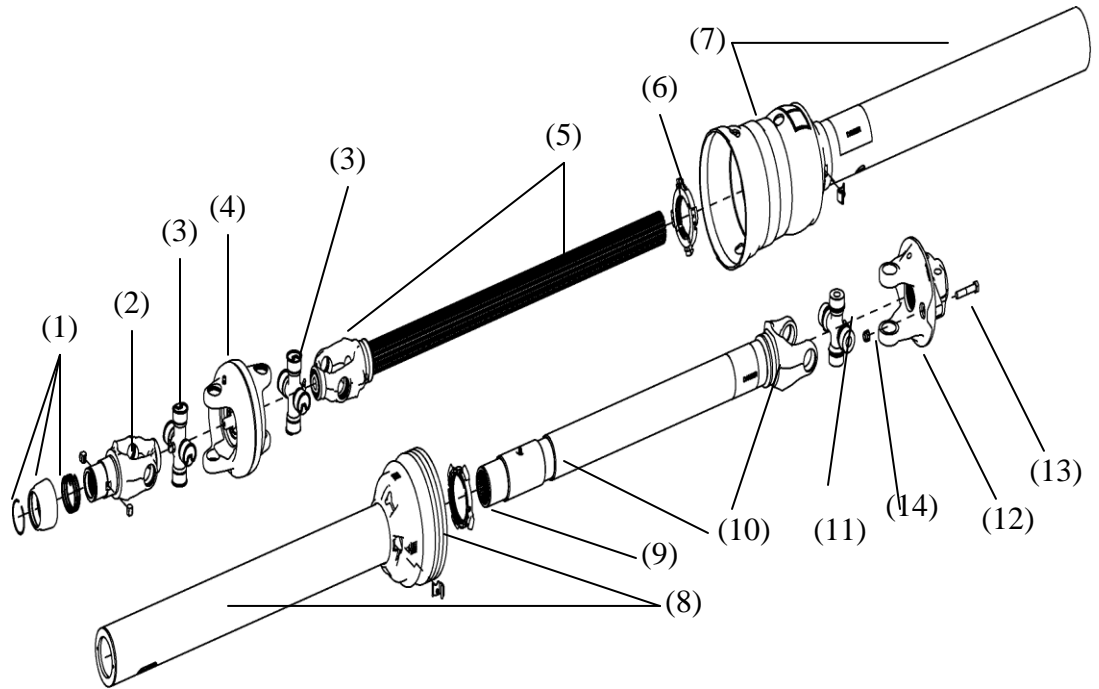


PTO ASSEMBLY (BONDIOLI)

PARTS LIST

<u>Ref#</u>	<u>BMI#</u>		<u>Description</u>	<u>Qty.</u>
	GREEN	YELLOW		
	12574	17388	Complete PTO Assembly	
1	13564		Yoke	1
2	13563		U-Joint Cross Kit	2
3	13568		Yoke	1
4	13565		CV Body	1
5	10122		Flexible Pin	1
6	13566		Cardan Tube	1
7	13567		Inner Cardan Tube	1
8	10125		Flexible Pin	1
9	13569		Yoke	1
10	13022		U-Joint Cross Kit	1
11	13570		LB Torque Limiter	1
12	13571		Grease Zerk	2
13	13572		Shield Screw	17
14	13609		Ring for Inner Cone	1
15	13610		Laufring for Front CV	1
16	13575		Lock Assembly Front CV	1
17	13577		Wedge Lock	1
18	13576		Shear Bolt	1
19	13573		Shield Assembly – Outer	1
20	13574		Shield Assembly – Inner	1

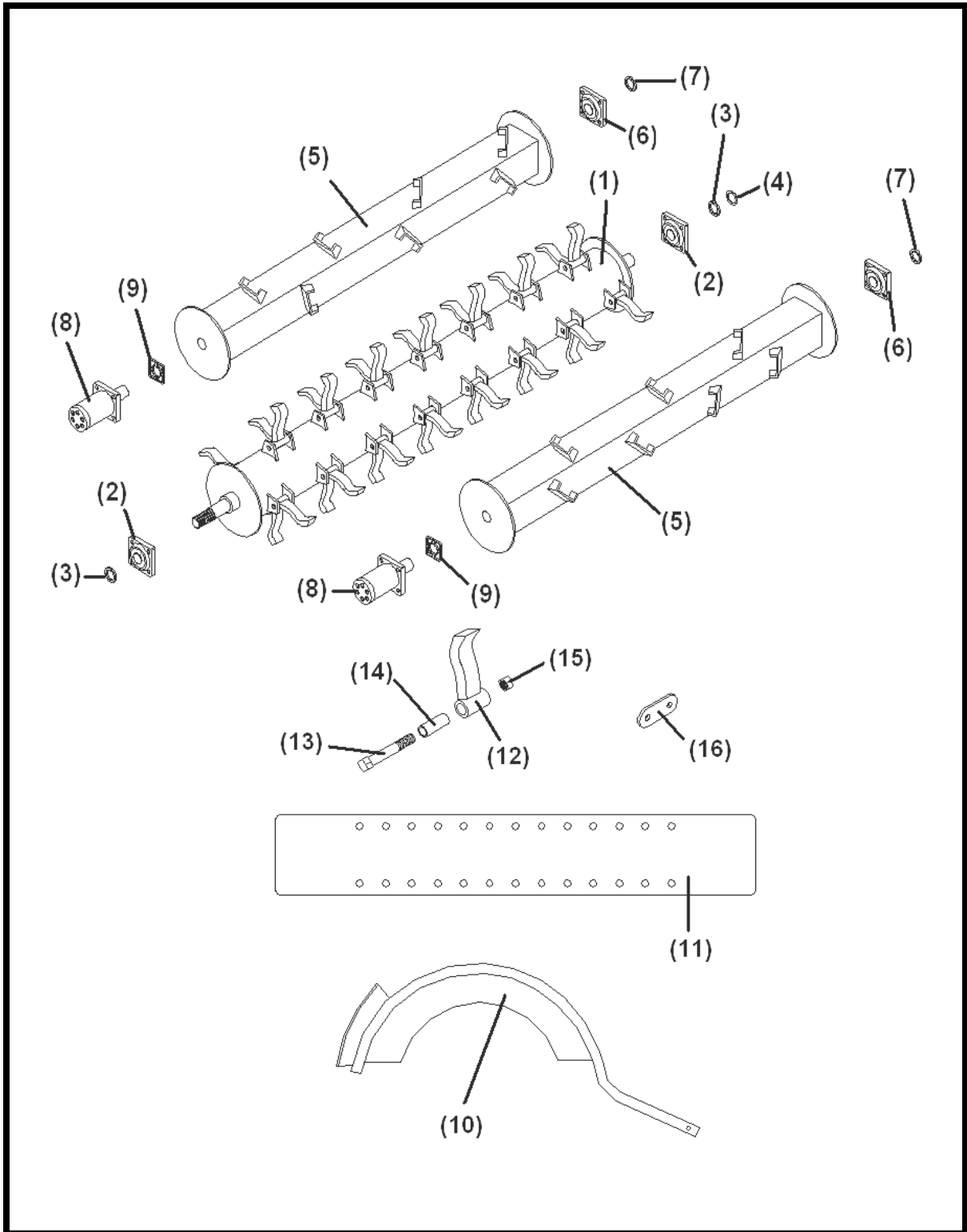
Weasler PTO SHAFT 17388



PTO ASSEMBLY (WEASLER)

<u>Ref #</u>	<u>BMI #</u>	<u>Decription</u>	<u>Qty.</u>
	17388	Complete PTO Assembly	1
1	17567	Safety Slide Lock Repair Kit	1
2	17568	Safety Slide Lock Yoke 1 3/8- 21 spline	1
3	17569	CV Cross & Bearing Kit	2
4	17570	CV Center Housing	1
5	17582	Yoke & Shaft Assy. Tractor Side	1
6	17571	Guard Repair Kit Tractor Side	1
7	17583	Outer Guard Assy Tractor Side (Item #6 incl)	1
8	17585	Inner Guard Assy Impl. Side (Item #9 incl)	1
9	17572	Guard Repair Kit Impl. Side	1
10	17584	Yoke & Tube Assy Impl. Side	1
11	17573	Cross & Bearing Kit	1
12	17581	Shear Assy.	1
13	11817	Shear Bolt 3/8 X 2 NC	1
14	17586	Nut 3/8 Lock Nut	1
15	17886	Safety Slide Lock Yoke Assy. 1 3/4 - 20 Spline	1

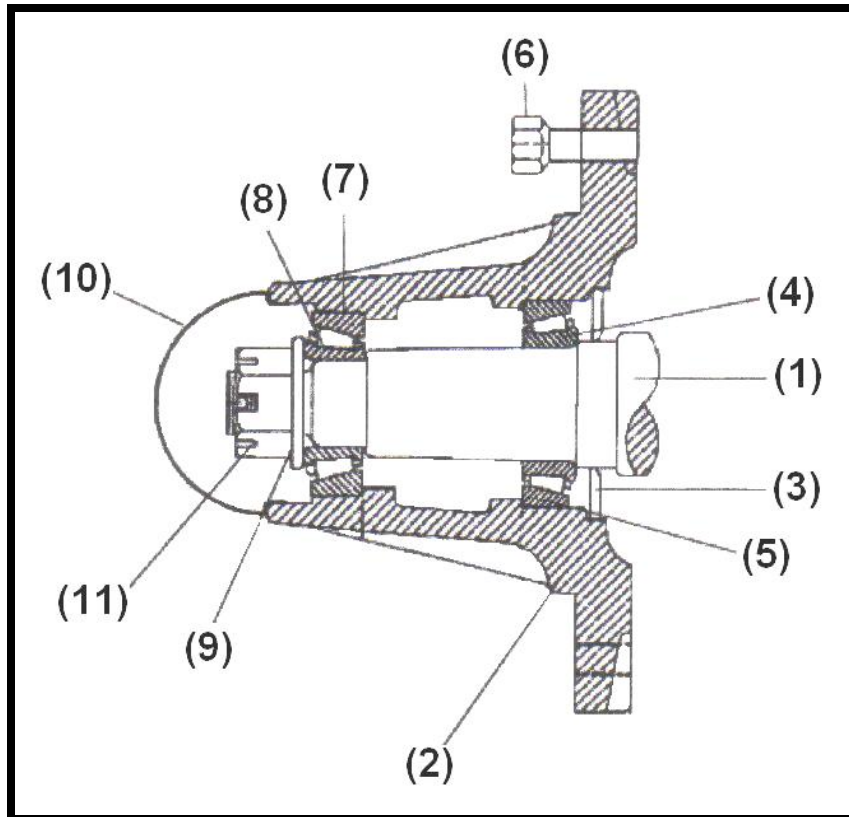
INNER TUB PARTS



INNER TUB PARTS

<u>Ref#</u>	<u>BMI#</u>		<u>PARTS LIST</u>	<u>Qty.</u>
	<u>GREEN</u>	<u>YELLOW</u>	<u>Description</u>	
1	10260	13542	Rotor Round 8"	1
	13538	17401	Rotor Round 10"	1
2	10221		1 15/16" Rotor Bearings	2
Not Shown	10270		1/8" NPT Grease Zerk	2
Not Shown	10274		5/8" x 1 3/4" NF Bolt	8
Not Shown	15398		5/8" Flange Locknut	8
Not Shown	10477		Right Hand Rotor Support	1
Not Shown	15399		7/16" x 2 3/4" NC Bolt	4
Not Shown	10799		7/16" Locknut	4
Not Shown	10229	17602	Rotor & Beater Twine Guard	6
Not Shown	13806		3/8" x 1" NC Bolt	24
Not Shown	11818		3/8" Serrated Flange Nut	16
Not Shown	13802		3/8" Locknut	4
Not Shown	13772		3/8" Flat Washer	2
3	10268		1 15/16" Lock Collar	2
4	10227		Split Collar	1
5	12802	17603	Beaters	2
6	10038		1 3/4" Bearings (Beaters)	2
Not Shown	10270		1/8" NPT Grease Zerk	2
Not Shown	14461		1/2" x 1 1/2" NC Bolt	8
Not Shown	10278		1/2" Serrated Flange Nut	8
7	10040		1 3/4" Lock Collar	2
8	10045		Hydraulic Beater Motors (See Pg17)	2
Not Shown	10172		1/2" x 2 1/2" NC Socket Head bolt	8
Not Shown	10183		1/2" Lock Washer	8
Not Shown	10278		1/2" NC Serrated Flange Nut	8
9	10021		Coupler Assembly	2
10	10463	17604	Hoop	11
Not Shown	13769		3/8" x 2 1/4" NC Bolt	11
Not Shown	13806		3/8" x 1" NC Bolt	22
Not Shown	13802		3/8" NC Locknut	33
11	10514	17605	Charging Panel	1
12	10223	17460	Flail (Replace in Pairs) YELL IS 7" GRE IS 8"	30
13	10443		Shoulder Bolt	30
14	10005		Flail Bushing	30
15	10007		3/4" NC Locknut	30
16	10513	19431	Hoop Adjustment Shackle	2
Not Shown	14461		1/2" x 1 1/2" NC Bolt	4
Not Shown	16345		1/2" Fender Washer	4
Not Shown	10239		1/2" Bushing	4
Not Shown	14443		1/2" NC Locknut	4

HUB ASSEMBLY

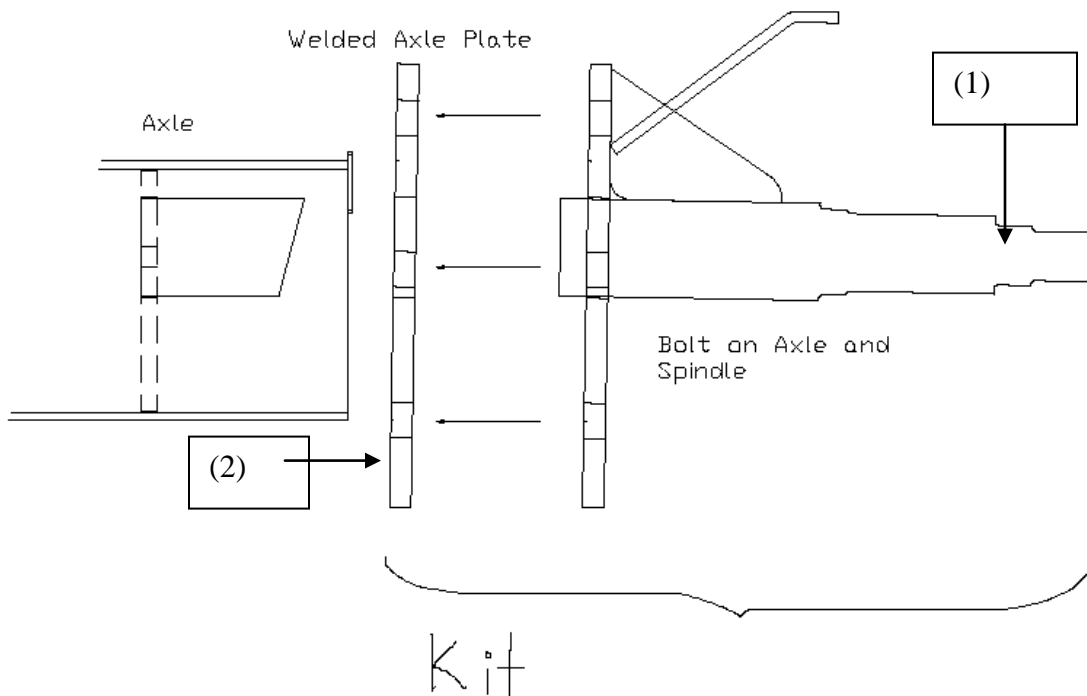


Note: Axle repair Kit –Next Page

HUB ASSEMBLY PARTS LIST

<u>Ref#</u>	<u>BMI#</u>	<u>Description</u>	<u>Qty.</u>
1	10342	Spindle 2.25" x 15.5"	2
2	10343	Hub 6500 Series	2
3	10344	Dirt Seal	2
4	10345	Inner Bearing Cone	2
5	10346	Inner Bearing Cup	2
6	10347	9/16" x 1 3/4" NF Wheel Stud	16
7	10348	Outer Bearing Cone	2
8	10349	Outer Bearing Cup	2
9	10071	1 1/16" x 2" Flat Washer	2
Not Shown	10072	3/16" x 1 1/2" Cotter Pin	2
10	10350	Dust Cap	2
11	10153	Castle Nut	2

Axle Repair Kit

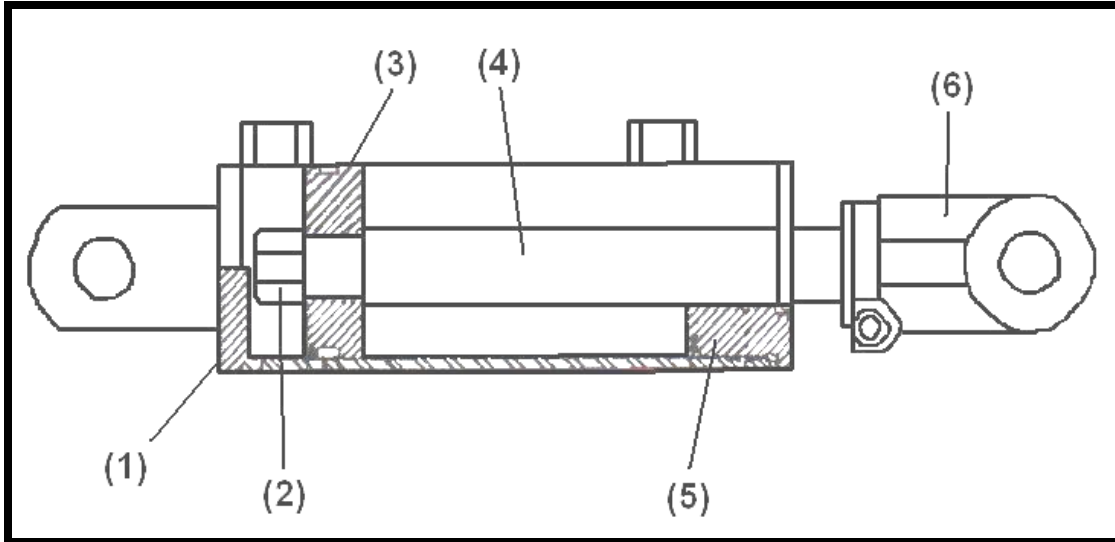


Axle Repair Kit

PARTS LIST

<u>Ref#</u>	<u>BMI#</u>	<u>Description</u>	<u>Qty.</u>
Kit	16993	Axle repair kit spindle	1
1	16807 17961	Spindle assembly	1
2	N/A	Weldment plate	1
Not Shown	13800	Bolt $\frac{3}{4}$ x 2 NC	6
Not Shown	12455	Nut $\frac{3}{4}$ NC	6
Not Shown	13795	Lock Washer $\frac{3}{4}$	6

HYDRAULIC CYLINDER (FORKS) 1 1/4" SHAFT

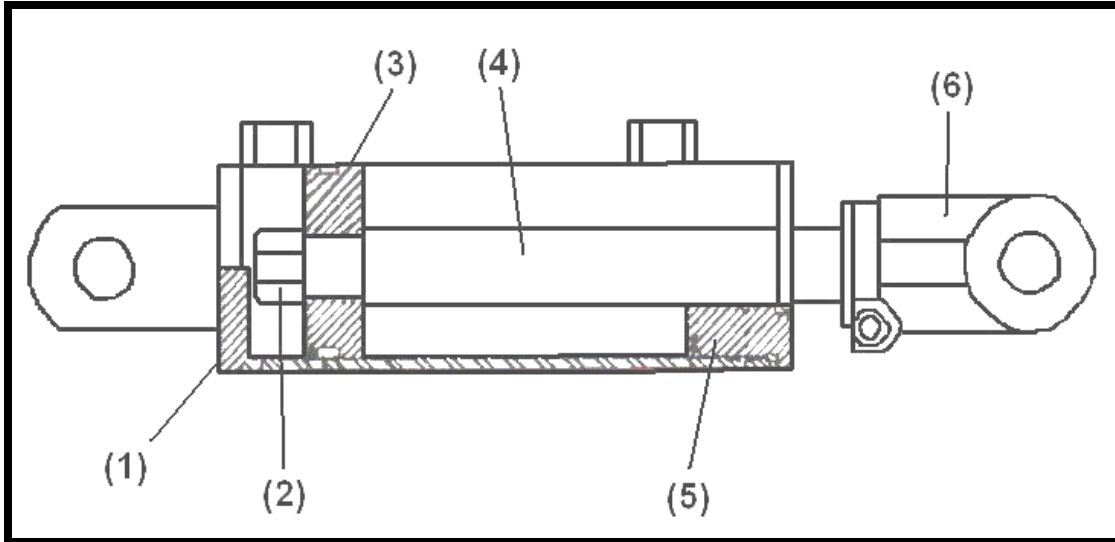


HYDRAULIC CYLINDER (FORKS) 1 1/4" SHAFT

PARTS LIST

<u>Ref#</u>	<u>BMI#</u>	<u>Description</u>	<u>Qty.</u>	
	10528	17444	Hydraulic Cylinder Assembly	
1	10535	Barrel Assembly w/Clevis	1	
2	10062	Locknut Piston Rod	1	
3	10536	Piston 3" Dia.	1	
4	10537	Cylinder Shaft	1	
5	10538	Gland	1	
6	10061	Clevis	1	
Not Shown	10539	Seal Kit	1	

HYDRAULIC CYLINDER (FORKS) 1 1/2" SHAFT

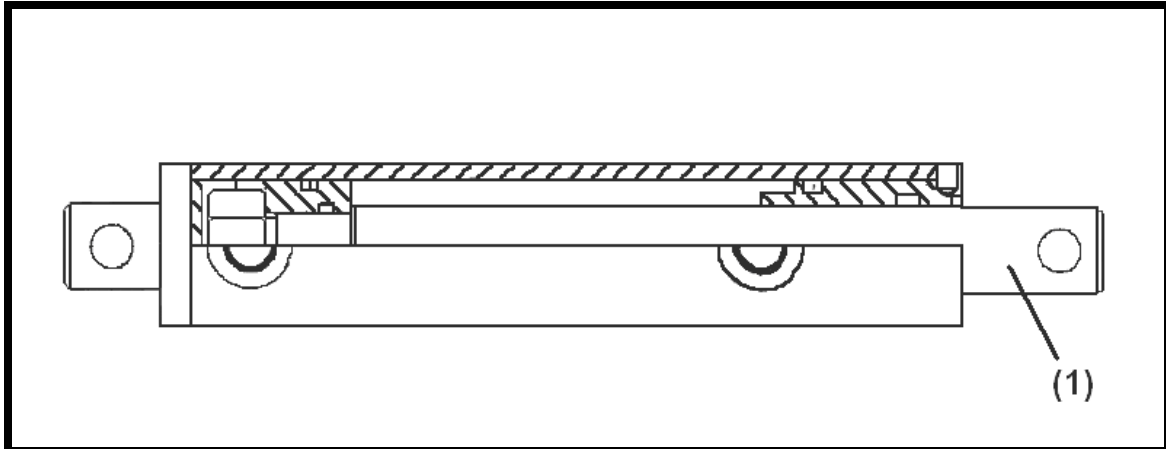


HYDRAULIC CYLINDER (FORKS) 1 1/2" SHAFT

PARTS LIST

<u>Ref#</u>	<u>BMI#</u>	<u>HY-SPEC</u>	<u>Description</u>	<u>Qty.</u>
	12865	17444	Hydraulic Cylinder Assembly	
1	10535		Barrel Assembly w/Clevis	1
2	10062		Locknut Piston Rod	1
3	12875		Piston	1
4	12873	17612	Cylinder Shaft	1
5	12874	N/A	Gland	1
6	10061		Clevis	1
Not Shown	12872	17611	Seal Kit	1

HYDRAULIC CYLINDER (DEFLECTOR)

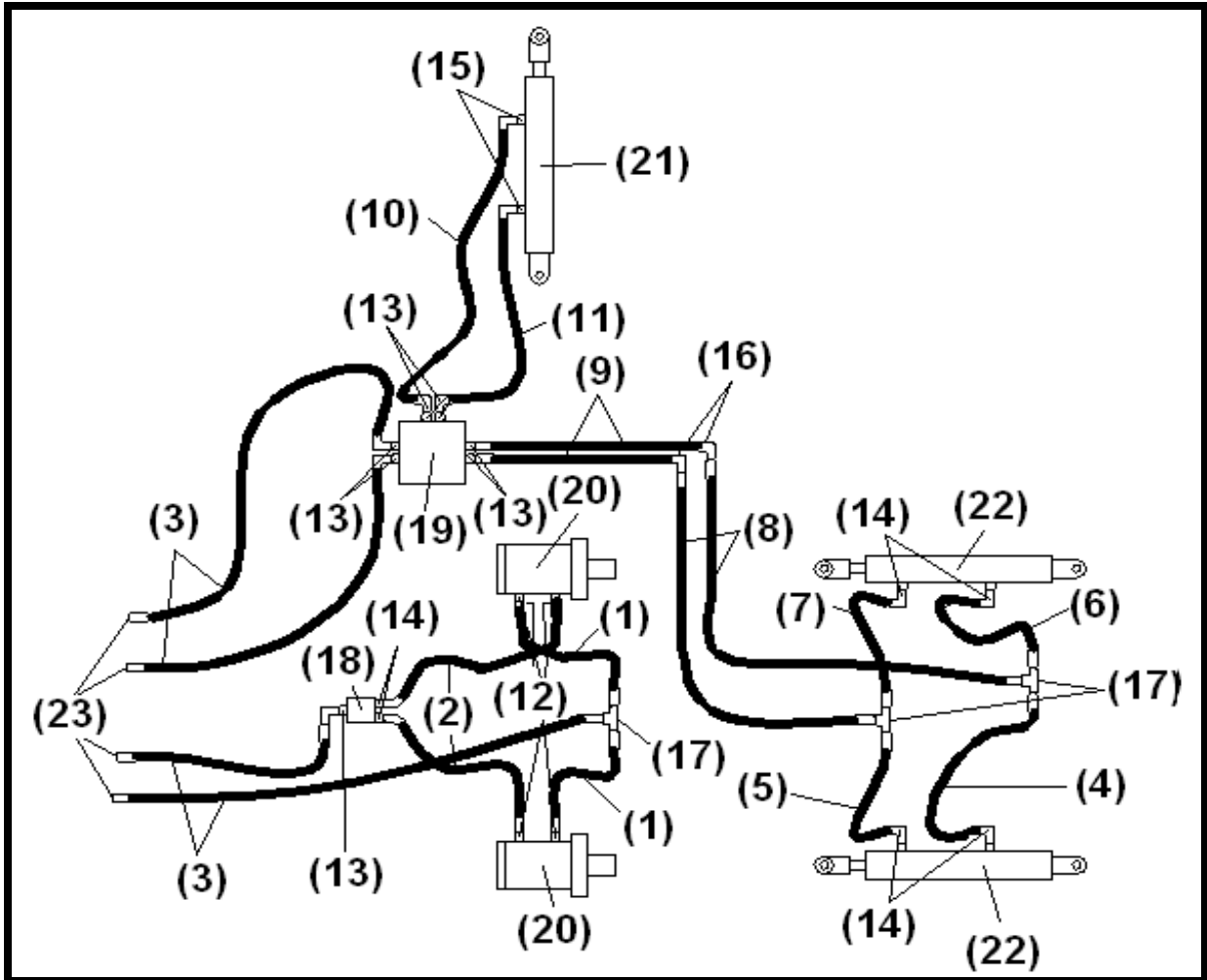


HYDRAULIC CYLINDER (DEFLECTOR)

PARTS LIST

<u>Ref#</u>	<u>BMI#</u>	<u>HY-SPEC</u>	<u>Description</u>	<u>Qty.</u>
	10317	17442	Hydraulic Cylinder Assembly	1
1	16746	17614	1" Cylinder Shaft	1
Not Shown	10318	17613	Seal Kit	1

HYDRAULIC SCHEMATICS

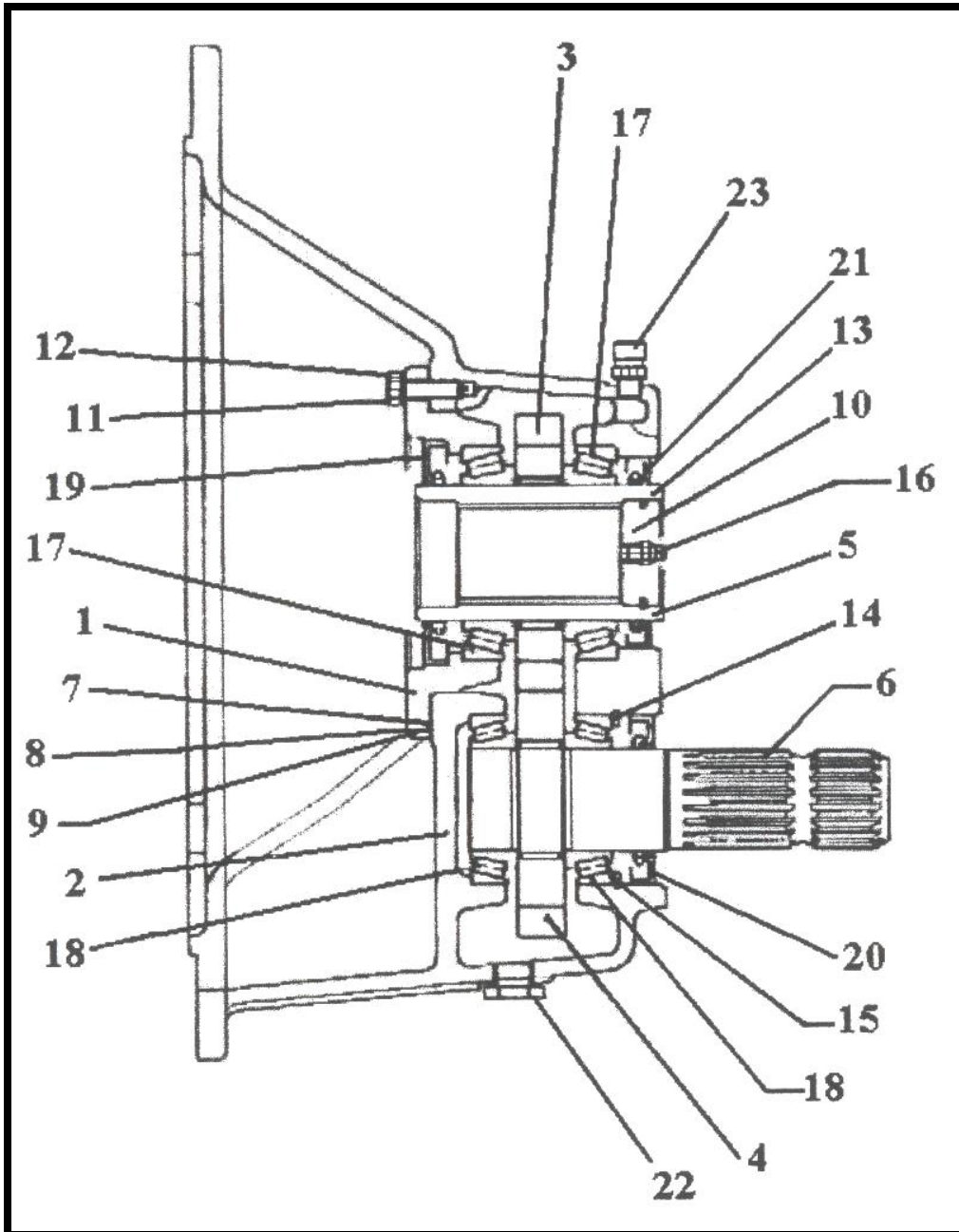


HYDRAULIC SCHEMATICS

<u>Ref#</u>	<u>BMI#</u>	<u>HY-SPEC#</u>	<u>PARTS LIST</u> <u>Description</u>	<u>Qty.</u>
1	11724		Hose - 17" OAL 6FJX - 8FJX	2
2	11726		Hose - 21" OAL 6FJX45 - 8FJX	2
3	11727		Hose - 102" OAL 6FJX90 - 8MP	4
4	11745		Hose - 21" OAL 6FJX45 - 6FJX	1
5	11746		Hose - 38" OAL 6FJX90 - 6FJX	1
6	11731		Hose - 52" OAL 6FJX45 - 6FJX	1
7	11748		Hose - 67" OAL 6FJX90 - 6FJX	1
8	10190		Hose - 80" OAL 6FJX - 6FJX	2
9	10194		Hose - 54" OAL 6FJX - 6FJX	2
10	11733		Hose - 29" OAL 6FJX90 - 6FJX90	1

11	11734		Hose - 23" OAL 6FJX90 – 6FJX90	1
12	10161		Adapter – 10MB – 8MJ	4
13	11739		Adapter – 10MB – 6MJ	7
14	10161		Adapter – 8MB – 6MJ	6
15	10162	17436	Adapter – 6MB – 6MJ	2
16	10187		Adapter – 6MJ – 6MJ90BH	2
17	10188		Adapter – 6MJBH – 6MJT	3
18	11742		Splitter	1
19	11743		Diverter	1
20	10045		Hydraulic Beater Motors	2
Not Shown	10048		Seal Kit	1
21	10317	17442	Deflector Hydraulic Cylinder(See Pg16)	1
22			Fork Hydraulic Cylinder(See Pg14, 15)	2
23	10167	17379	Pioneer Tips	4

RIGHT HAND GEARBOX

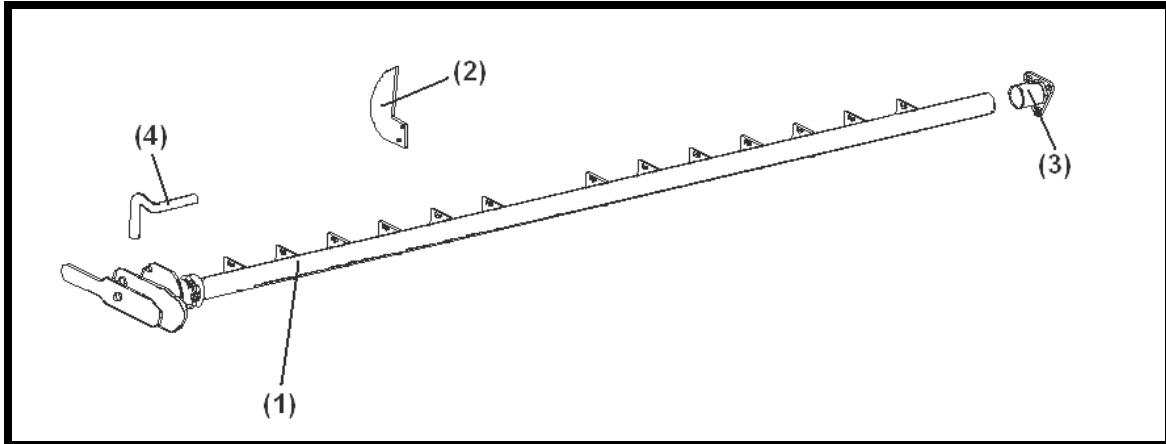


RIGHT HAND GEARBOX

PARTS LIST

<u>Ref#</u>	<u>BMI#</u>	<u>Description</u>	<u>Qty.</u>
	10420	Right Hand Gearbox	1
1	10480	Flange Output Shaft	1
2	10481	Casting	1
3	10482	Output Gear	1
4	10483	Input Gear	1
5	10484	1 3/4" Internal Output Shaft	1
6	10485	1 3/4" Input Shaft	1
7	10486	Output Shaft Flange Shim	1
8	10487	Output Shaft Flange Shim	1
9	10488	Output Shaft Flange Shim	1
10	10489	Output Shaft Cover	1
11	10490	Bolt M8 x 25 x 1.25 cl. 8.8	6
12	10491	Washer 8.2 x 14.8 x 1.6	6
13	10492	Snap Ring	1
14	10493	Snap Ring 1.75 x 2.5	1
15	10494	Shims	1
16	10495	Grease Fitting M8 x 1.25	1
17	10496	Taper Roller Bearing	2
18	10497	Taper Roller Bearing	2
19	10498	Oil Seal 60 x 100 x 10	1
20	10499	Oil Seal 45 x 75 x 10	1
21	10500	Oil Seal 60 x 85 x 10	1
22	10501	Drain Plug	1
23	10502	Breather Plug	1

FINE CHOP OPTION (SIDE MOUNT)



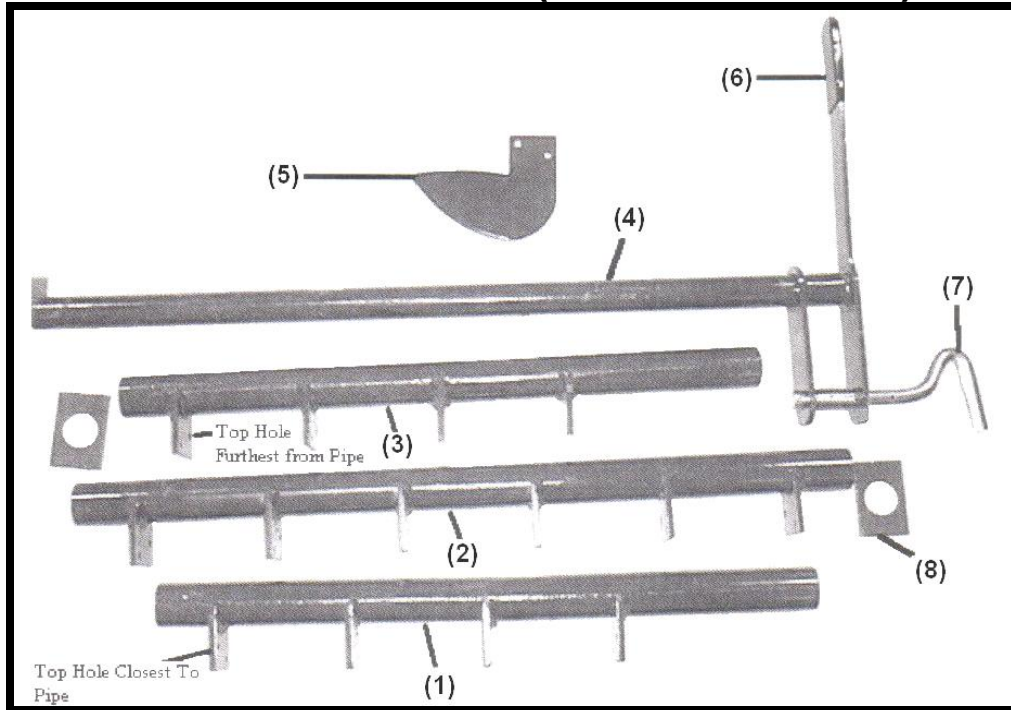
FINE CHOP OPTION (SIDE MOUNT)

PARTS LIST

<u>Ref#</u>	<u>BMI#</u>	<u>Description</u>	<u>Qty.</u>
	GREEN	YELLOW	
	12499	17398	Fine Chop Option (Side Mount)
1	11771	17409	Handle and Pipe Assembly 1
2	10404		Knife 14
Not Shown	11810		1/4" x 1" NC Bolts 28
Not Shown	15402		1/4" NC Locknut 28
3	13450	17410	Sleeve Bracket 1
Not Shown	13806		3/8" x 1" NC Bolt 7
Not Shown	11818		3/8" Serrated Flange Nut 7
4	10231		Plated Handle 1
Not Shown	10297		Rubber Handle 1
Not Shown	10302		3/16" x 1 1/4" Roll Pin 1
Not Shown	10301		Compression Spring 1
Not Shown	12792		Split Collar 1

MODELS WITH SERIAL # BK2926 AND BELOW

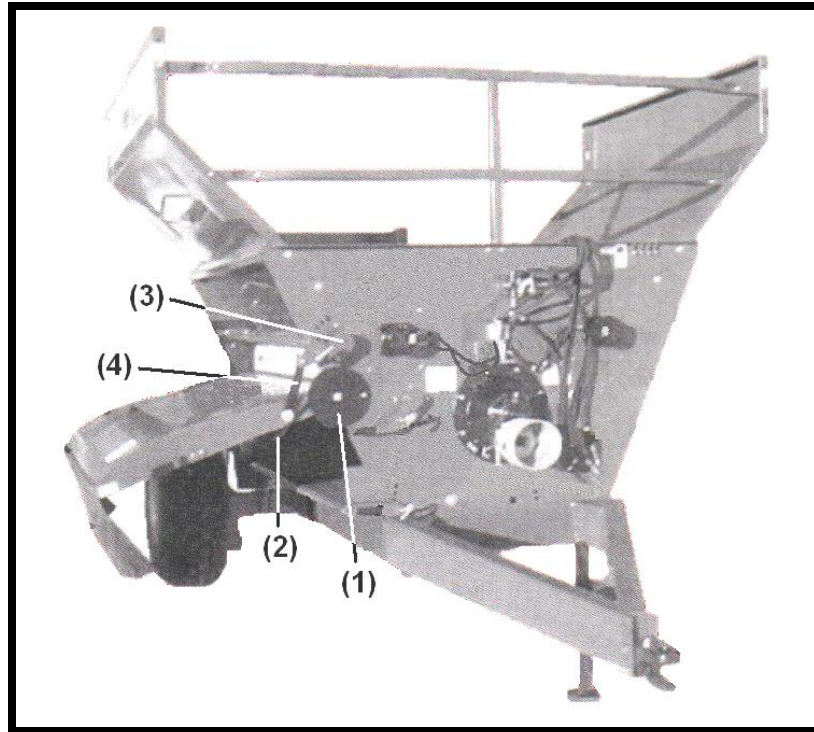
FINE CHOP OPTION (BOTTOM MOUNT)



FINE CHOP OPTION (BOTTOM MOUNT) PARTS LIST

<u>Ref#</u>	<u>BMI#</u>	<u>Description</u>	<u>Qty.</u>
1	10525	End Knife Holder	1
2	10526	Middle Knife Holder	1
3	10527	End Knife Holder	1
4	10523	Handle w/Pipe	1
5	10404	Knife	14
6	10297	Rubber Handle	1
7	10231	Plated Handle	1
Not Shown	10302	3/16" x 1 1/4" Roll Pin	1
8	10524	Rectangular Spacer	2
Not Shown	10301	Compression Spring	1
Not Shown	13806	3/8" x 1" NC Bolt	4
Not Shown	13802	3/8" NC Locknut	4
Not Shown	11810	1/4" x 1" NC Bolt	28
Not Shown	15402	1/4" NC Locknut	28

SPRING ASSISTED DEFLECTOR



SPRING ASSISTED DEFLECTOR

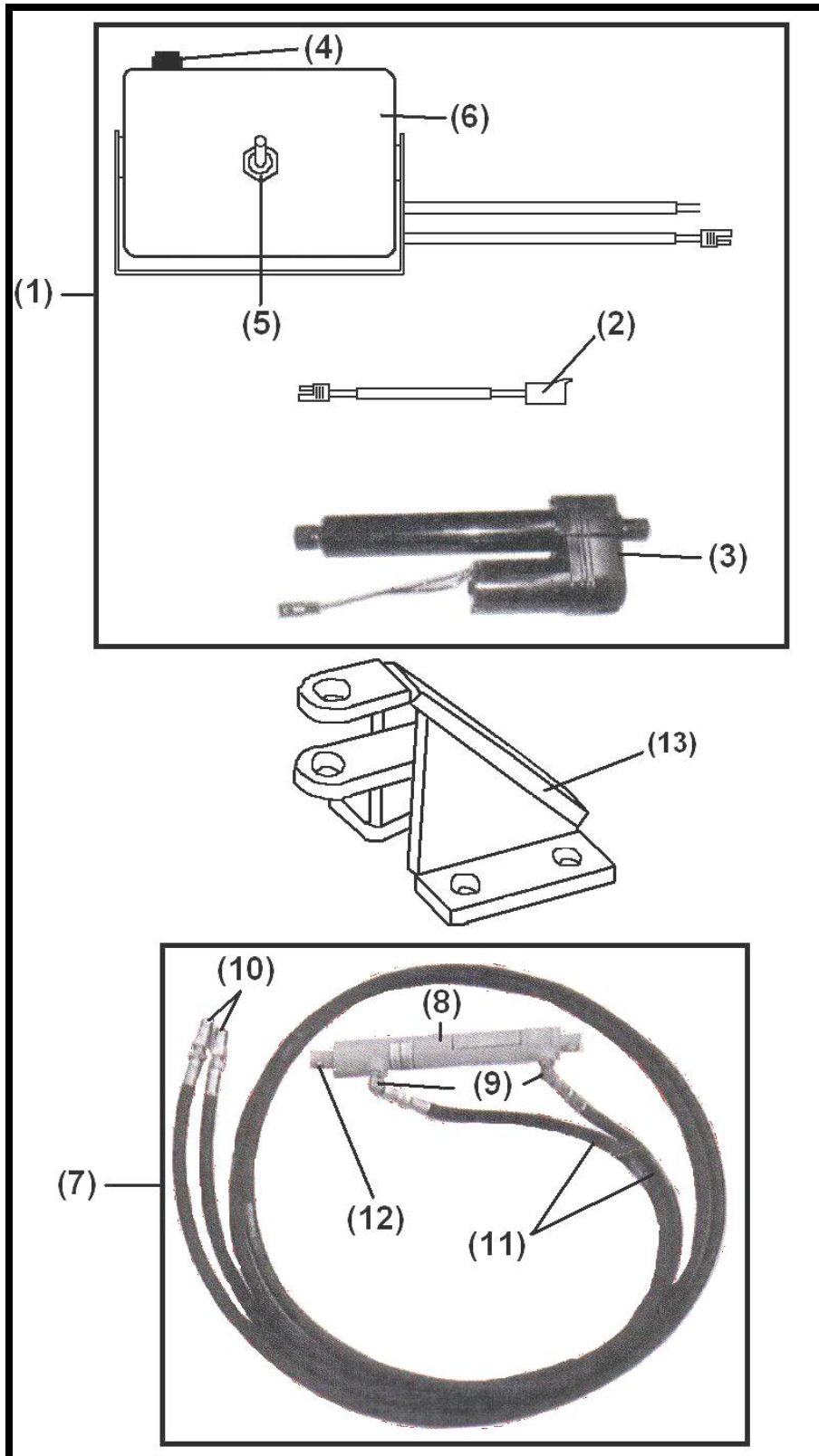
PARTS LIST

<u>Ref#</u>	<u>BMI#</u>	<u>Description</u>	<u>Qty.</u>
1	10474	Spring Plate	2
Not Shown	14461	1/2" x 1 1/2" NC Bolt	2
Not Shown	15403	1/2" x 1 3/4" NC Bolt	2
Not Shown	16345	1/2" Fender Washer	2
Not Shown	10239	Bushing 1/2" x 1 1/4"	2
Not Shown	10506	Spring Bushing 9/16" x 2" x 1/2"	2
Not Shown	10507	Spacer 5/8" x 3/4" x 1/2"	2
Not Shown	14443	1/2" NC Locknut	2
Not Shown	10278	1/2" Serrated Flange Nut	2
2	10422	Left Spring Rear on RH Machine	1
	10423	Right Spring on Front on the RH Machine	1
3	10830	Lift Assembly (includes next 3 items)	1
Not Shown	10231	Plated S Handle	1
Not Shown	10301	Compression Spring	1
Not Shown	10302	Roll Pin	1

Not Shown	13806	3/8" x 1" NC Bolt	6
Not Shown	11818	3/8" Serrated Flange Nut	6
4	10475	Linkage, Main Deflector	2
Not Shown	10512	Spring Guide	2
Not Shown	14461	1/2" x 1 1/2" NC Bolt	2
Not Shown	10278	1/2" Serrated Flange Nut	2
Not Shown	16345	1/2" Fender Washer	4
Not Shown	10239	Bushing 1/2" x 1 1/4"	4

*** Replaces items 15 – 17 on Bale King, upto Serial #BK2927 in *External Parts and Controls* section**

Optional attachments Units with Spring Assist Deflector

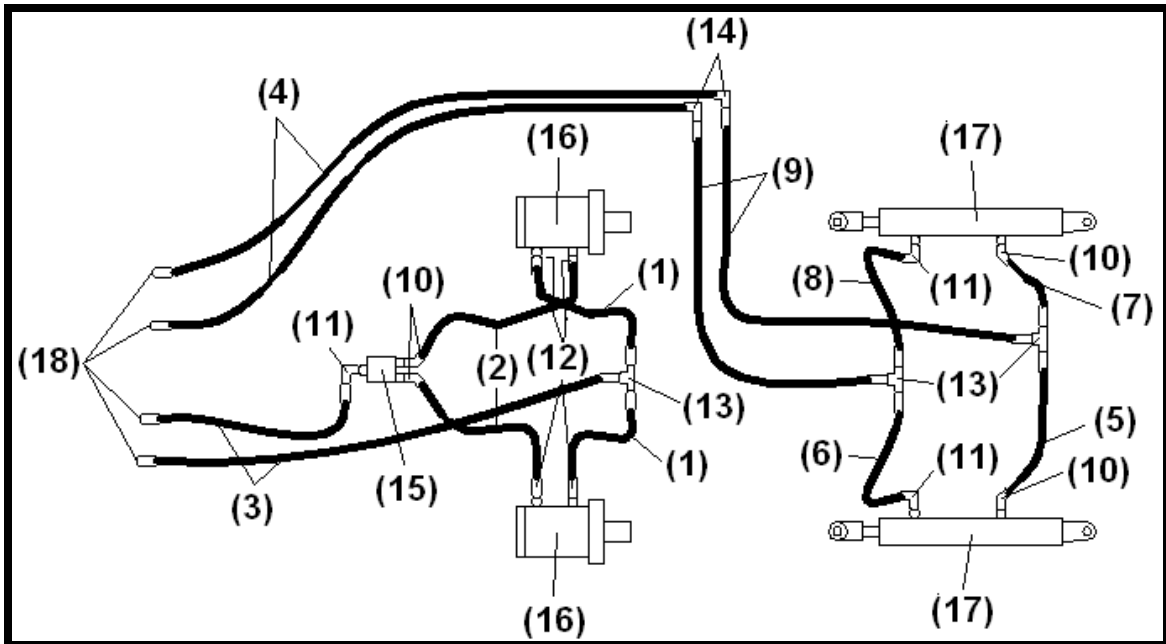


Optional Attachments Units with Spring Assist Deflector

PARTS LIST

<u>Ref#</u>	<u>BMI#</u>	<u>Description</u>	<u>Qty.</u>
1	10307	Electric Lift Attachment(Side Deflector)	1
2	10309	Cable 13'	1
3	10311	Electric Actuator	1
4	10312	Fuse Holder	1
Not Shown	10313	Fuse AGC 25	1
5	10314	3 – Way Switch	1
6	10315	Box Assembly w/ Harness	1
7	10316	Hydraulic Lift Attachment	1
8	10317	17442 Hydraulic Cylinder Assembly(See Pg16)	1
Not Shown	10318	17613 Seal Kit	1
9	10201	Adaptor – 6MB – 6MJ90	2
10	10167	Pioneer Male Tips	2
11	10320	Hose – 120”	2
12	15396	1/2” x 3” NC Bolt	1
Not Shown	10239	1/2” x 1 1/4” Plated Bushing	2
Not Shown	13804	1/2” x 2” NC Bolt	1
Not Shown	14443	1/2” NC Locknut	2
13	10516	Bracket Hydraulic and Electric Lift	1
Not Shown	13806	3/8” x 1” NC Bolt	4
Not Shown	13802	3/8” NC Locknut	4
Not Shown	13559	Transport Safety Latch, Includes following items:	
	13560	Safety Latch	1
	13233	Lynch Pin	1
	13232	1/2” x 2 1/4” NC Bolt	1
	13231	1/2” x 2 1/2” NC Stabilizer Pin	2
	10278	1/2” Serrated Flange Nut	6
	13194	Decal, Transport Safety Lock	1

HYDRAULIC SCHEMATICS



HYDRAULIC SCHEMATICS

PARTS LIST

<u>Ref#</u>	<u>BMI#</u>	<u>Description</u>	<u>Qty.</u>
1	10197	Hose - 21" OAL 6FJX - 8FJX	2
2	10198	Hose - 18" OAL 6FJX - 8FJX	2
3	10196	Hose - 102" OAL 6FJX - 8MP	2
4	10195	Hose - 120" OAL 6FJX - 8MP	4
5	10557	Hose - 21" OAL 6FJX - 6FJX	1
6	10560	Hose - 41" OAL 6FJX - 6FJX	1
7	10334	Hose - 52" OAL 6FJX - 6FJX	1
8	10558	Hose - 70" OAL 6FJX - 6FJX	1
9	10190	Hose - 80" OAL 6FJX - 6FJX	2
10	10328	Adapter - 6MJ - 8MB45	4
11	10200	Adapter - 6MJ - 8MB90	3
12	10161	Adapter - 10MB - 8MJ	4
13	10188	Adapter - 6MJBH - 6MJT	3
14	10187	Adapter - 6MJ - 6MJ90BH	2
15	11742	Splitter	1
16	10045	Hydraulic Beater Motors	2
Not Shown	10048	Seal Kit	1
17		Fork Hydraulic Cylinder (See Pg14, 15) 2	2
18	10167 17379	Pioneer Tips	4